

Reimagining Cleveland's Urban Agriculture

University of Michigan &
Virginia Tech's Grant Evaluation

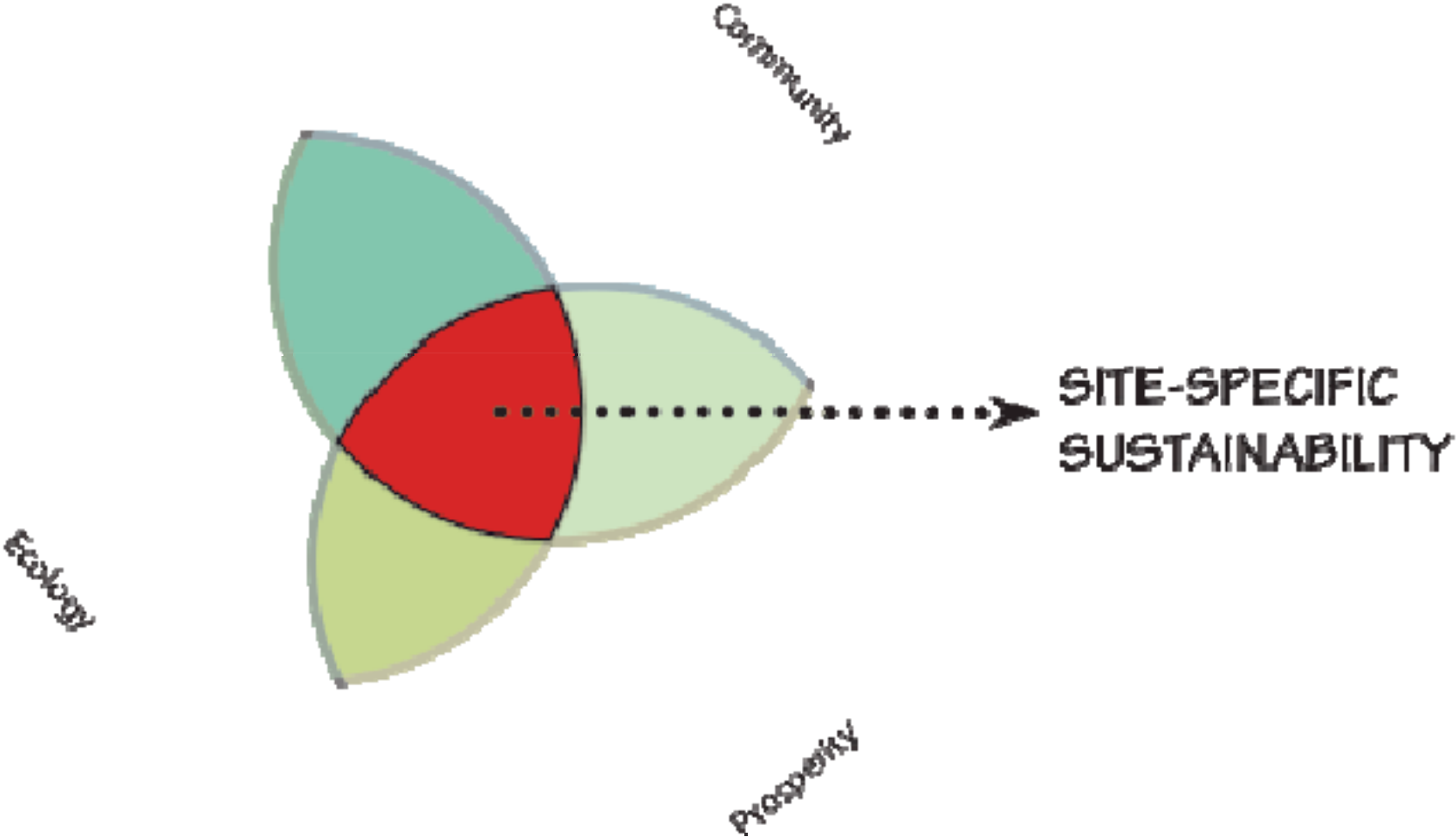

Sarah Foulkes, Joel Heeres Lindsay Martin, Jessica Neafsey,
Katie Pethan, Dana Petit, Josh Stacy

October 18, 2009



Team Process

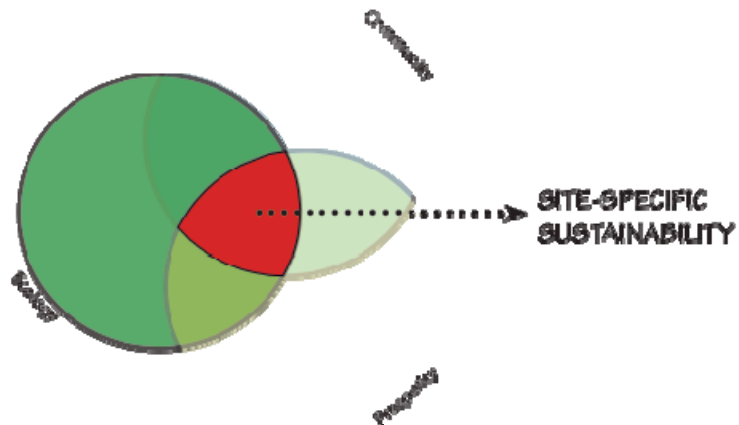
Criterion Framework




Ecology



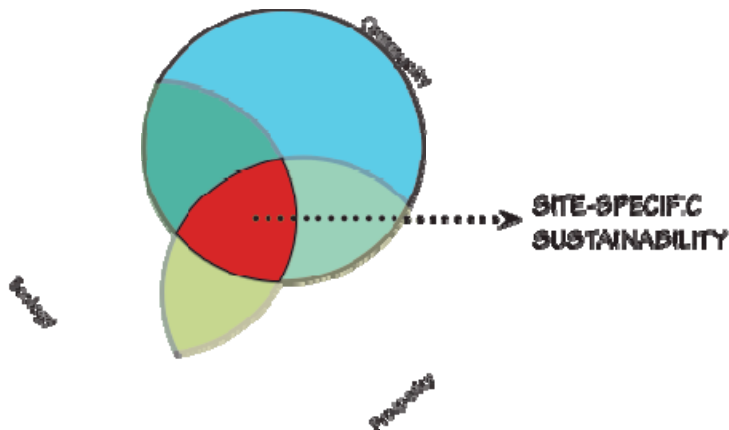
- Soil Health & Appropriateness
- Water Availability & Quality
- IPM / Organic Methods
- Agricultural Biodiversity
- Crop Feasibility
- Research Potential
- Contamination / Remediation
- Storm Water Management
- Biodiversity (Natives)
- Habitat Connectivity
- Carbon Sequestration
- Visibility / Legibility
- Reforestation
- Air Quality




Community



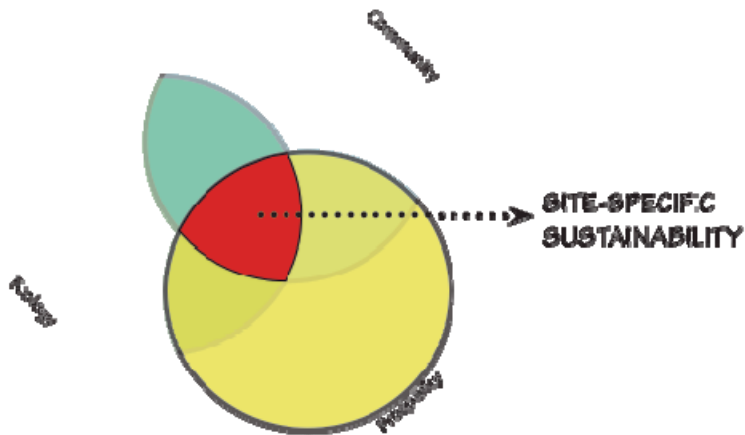
- Cultural Appropriateness & Sustainability
- Health (Nutrition / Exercise /Mental)
- Educational Value / Training
- Distribution
- Organizational Capacity
- Engagement / Outreach
- Inspiration / Pride
- Accessibility (ADA, transportation, Elderly-Youth)
- Social Cohesion




Prosperity



- Production Potential
- Crop Marketability
- Supply Chain
- Labor Supply
- Time to Production
- Distribution
- Jobs
- Social Capital / Job Training
- Supports Local Economy
- Increases Tax Base
- Reverse “Brain-Drain”
- Catalytic Potential (Inspires Innovation)
- Return on Investment
- Demand/Need
- Rebranding (Across Scales)



Pilot Potential



- **Ecology**
 - Legibility
 - Health / Linkages

- **Community**
 - Engagement/Outreach
 - Inspiration/Pride
 - Visibility/Aesthetic Value
 - Organizational Capacity
 - Cohesion


- **Prosperity**
 - Supports Local Economy
 - Rebranding (across scales)

Grant Applications



- # 96 League Park Market Place
- # 48 The Vineyards of Chateau Hough
- # 33 Gardens That Grow Neighborhoods
- # 42 Thackeray Gardens
- # 36 Urban Growth- Entrepreneurial Urban Farm

Grant Ranking



Grant	Ecology (3)	Community (3)	Prosperity (3)	Pilot Potential (1)	TOTAL
Market Place- 96	2	2	1	0	5/10
City Vineyard- 48	1	2	1	0	4/10
Gardens that Grow Neighborhoods- 33	1	3	2	1	7/10
Thackeray Garden- 42	3	2	3	1	9/10
Urban Growth Farms- 36	1	1	3	0	5/10